

DVDO



DVDO-USBHDMI-Pair
80m 1080P KVM Extender with USB2.0

User Manual

Version: V1.0.0



Important Safety Instructions



1. Do not expose this apparatus to rain, moisture, dripping or splashing and that no objects filled with liquids, such as vases, shall be placed on the apparatus.



6. Clean this apparatus only with dry cloth.



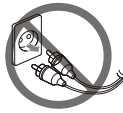
2. Do not install or place this unit in a bookcase, built-in cabinet or in another confined space. Ensure the unit is well ventilated.



7. Unplug this apparatus during lightning storms or when unused for long periods of time.



3. To prevent risk of electric shock or fire hazard due to overheating, do not obstruct the unit's ventilation openings with newspapers, tablecloths, curtains, and similar items.



8. Protect the power cord from being walked on or pinched particularly at plugs.



4. Do not install near any heat sources such as radiators, heat registers, stoves, or other apparatus (including amplifiers) that produce heat.



9. Only use attachments / accessories specified by the manufacturer.



5. Do not place sources of naked flames, such as lighted candles, on the unit.



10. Refer all servicing to qualified service personnel.

Table of Contents

Introduction	4
Overview	4
Features	5
Package Contents	5
Specifications	6
Panel Description	7
Transmitter	7
Receiver	8
Installation and Wiring	9
Troubleshooting	10
Warranty Terms and Conditions	11

Introduction

Overview

Thank you for purchasing this product. For proper installation and optimum performance, please read the instructions in this manual carefully.

DVDO-USBHDMI-Pair is a 1080P USB 2.0 KVM extender, it extends full HD HDMI signal up to 80m/260ft via a single Cat X cable, without any video loss and time delay. With USB 2.0 pass-through, it provides remote source PC control with keyboard and mouse, interactive display operation, data transmission and USB streaming over distances up to 60m/200ft~80m/260ft. It has many professional designs which suitable for various application scenario, especially for engineering project usage. Two-way PoC (Power over Cable), integrates power into the Cat 5e/6 cable, only one power adapter is needed to either transmitter or receiver.

Features

- Extends full HD HDMI signal up to 260ft/80m via single Cat X cable without signal loss and delay
- Extends high speed USB 2.0 signal (480Mbps) up to 80m/260ft for USB HID device class and up to 60m/200ft for USB storage device class, provides 2x USB 2.0 ports at display end
- Supports two-way PoC (Power over Cable), only one power adapter is needed to either transmitter or receiver
- Auto EDID management automatically adjusts to overcome compatibility issues
- Plug and play, no driver needed

Package Contents

Before you start the installation of the product, please check the package contents as below:

- DVDO-USBHDMI-Pair (Transmitter Receiver Set) x 1
- DC 12V 2A Power Adapter (with US, UK, EU, AU Pins) x 1
- USB type-A to type-A Cable x 1
- Mounting Brackets (with Screws) x 4
- User Manual x 1

Specifications

Technical	
Input/Output Signal Type	HDMI 1.3b with HDCP 1.4
Input/Output Resolution Supported	Up to 1080P@60Hz
Deep Color	Up to 8bit
Maximum Data Rate	6.75 Gbps
Maximum Pixel Clock	225 MHz
Audio Format Supported	PCM2.0

General	
Operating Temperature	0°C to 45°C (32°F to 113°F)
Storage Temperature	-20°C to 70°C (-4°F to 158°F)
Operating& Storage Humidity	10% to 90%, non-condensing
ESD Protection	Human-body Model: ±8kV (Air-gap discharge)/ ±4kV (Contact discharge)
Power Supply	DC 12V 2A
Power Consumption (Maximum)	3.6W (Pair, PoC)
Device Dimension (W x H x D)	98.2 mm ×23 mm ×75 mm/ 3.87" x 0.91" x 2.95" (TX/RX)
Product Weight	0.22kg/0.48lb each for TX/RX

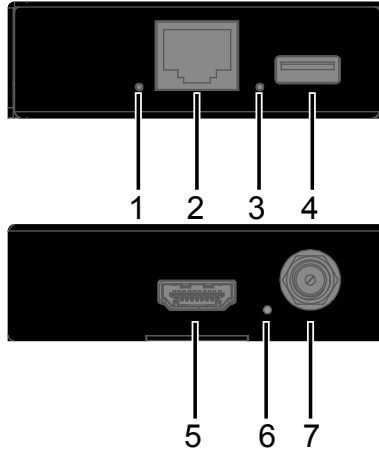
Transmission Distance

Note: The use of T568B straight-through Category cables is recommended.

Cable Type	Range	Supported Video
Cat X	80m/260ft	1080P@60Hz
Cat X	80m/260ft	USB HID device class
Cat X	60m/200ft	USB storage device
HDMI	Input/Output: 15m/50ft	1080P@60Hz

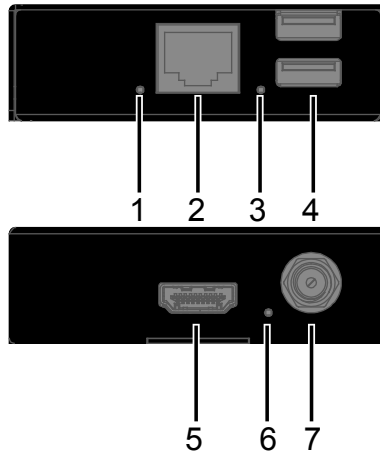
Panel Description

Transmitter



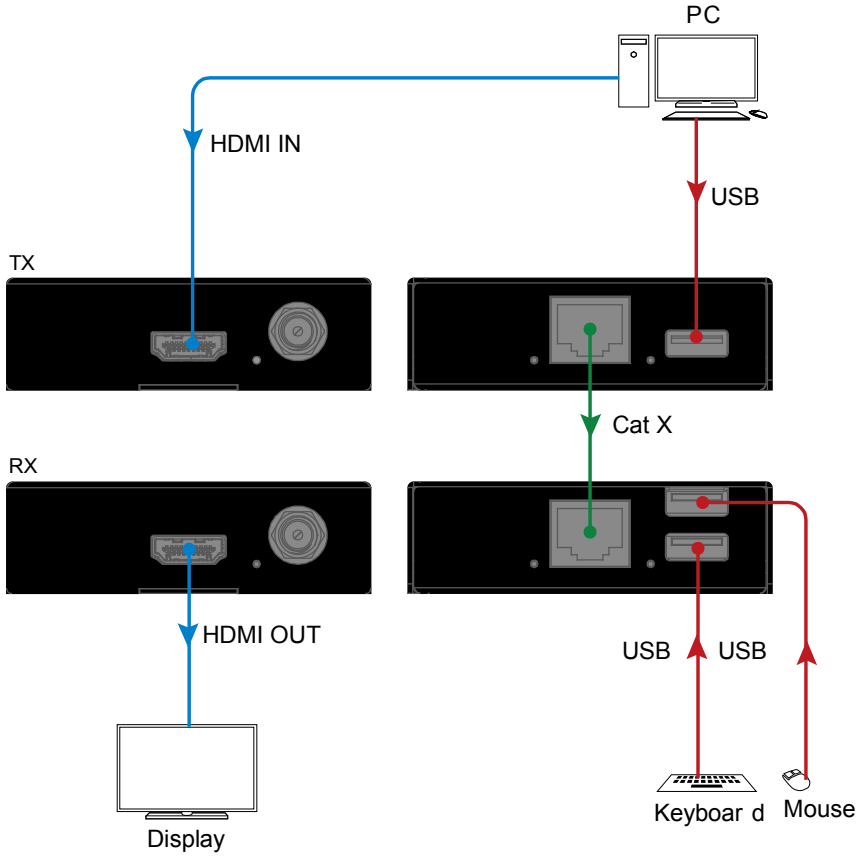
No.	Name	Description
1	STATUS LED	On: HDMI data is transmitting. Off: No signal.
2	UTP OUT	Connect to receiver via Cat X cable.
3	USB LED	Breathing Status: No USB device connected. Solid on: USB linked. Flashing: USB data transmitting.
4	USB (PC)	Connect to a PC.
5	HDMI IN	Connect to an HDMI source device.
6	POWER LED	On: When the device is powered on. Off: When the device is powered off.
7	DC 12V	Connect to the provided DC 12V power adapter.

Receiver



No.	Name	Description
1	STATUS LED	On: HDMI data is transmitting. Off: No signal.
2	UTP IN	Connect to transmitter via Cat X cable.
3	USB LED	Breathing Status: No USB device connected. Solid on: USB linked. Flashing: USB data is transmitting.
4	USB DEVICE	Connect to the USB devices.
5	HDMI OUT	Connect to an HDMI display.
6	POWER LED	On: When the device is powered on. Off: When the device is powered off.
7	DC 12V	Connect to the provided DC 12V power adapter.

Installation and Wiring



Troubleshooting

1. No Power

- Ensure the power is on.
- Ensure you use the power adapter provided in the package.

2. No Picture or Video Flash

- Ensure all devices are on, and all cables are qualified and connected properly. Ensure all the cables' length are within the transmission distance (refer to **Specification** table).
- Ensure all the LED indicators are normal.
- When connecting source to display directly, ensure them can work properly.
- Ensure the input resolution is supported by the device.

3. Failed USB Connection or Slow Transmission Rate

Ensure the Ethernet cable length is within the range of requirement, USB HID device is within 80m/260ft, USB storage device is within 60m/200ft.

Warranty Terms and Conditions

For the following cases we shall charge for the service(s) claimed for the products if the product is still remediable and the warranty card becomes unenforceable or inapplicable.

1. The original serial number (specified by us) labeled on the product has been removed, erased, replaced, defaced or is illegible.
2. The warranty has expired.
3. The defects are caused by the fact that the product is repaired, dismantled or altered by anyone that is not from an authorized service partner. The defects are caused by the fact that the product is used or handled improperly, roughly or not as instructed in the applicable User Guide.
4. The defects are caused by any force majeure including but not limited to accidents, fire, earthquake, lightning, tsunami and war.
5. The service, configuration and gifts promised by salesman only but not covered by normal contract.
6. We preserve the right for interpretation of these cases above and to make changes to them at any time without notice.

DVDO
